

Temple Video Lighting

- Temple video lighting system

Temple video lighting system


Locations and components

Description:

The Temple video lighting system can be divided as consisting of 3 different components, located in separate locations:

- 1.) Light fixtures (the light fixture body and bulb)
- 2.) Control components (dimmers and wireless receivers)
- 3.) Wireless on-off switches (fobs)

Location of the lights **wireless switches** (fobs):



links to supplier's website:

2-button version (model QUFB2)

4-button version (model QUFB4)


To adjust the light strenght:

- 1.) Center light pair - hold down the remote button and the light will become dimmer or brighter.
- 2.) Monk's side light pair - the remote only switches the lights on or off, to change the dimness setting a tall ladder is needed to access the control components on the beams, the


rotary button there can be used to change the brightness. **Note** - the brightness is set to optimal for illuminating the object and at the same time to avoid blinding.

3.) Nun's side light pair - the remote only switches the lights on or off, to change the dimness setting a tall ladder is needed to access the control components on the beams, the rotary button there can be used to change the brightness. **Note** - the brightness is set to optimal for illuminating the object and at the same time to avoid blinding.


Locations of the lights dimmers and wireless switch receiver units:



Control components:



1. Quinetic Wireless Receiver - Dimmable (model [QUR301](#)) [link to supplier's website](#)
2. Quinetic Wireless Switch Receiver (model [QUR303](#)) [link to supplier's website](#)
3. 2-Way Push LED Dimmer (model [MJP120](#)) [link to manufacturer's website](#)




1. Quinetic Wireless Switch Receiver (model [QUR303](#)) [link to supplier's website](#)
2. 2-Way Push LED Dimmer (model [MJP120](#)) [link to manufacturer's website](#)

Light calibrating meter:



For matching or comparing the light output, usually stored in the back audio cabinet in the Temple.

Lights fixtures's components:



1. Body (SLV Spot 79 Spotlight - White) [link to supplier's website](#)
2. Bulb (BELL Lighting 05766 6W 2700K GU10 Pro Precision LED Lamp) [link to manufacturer's website](#)

Additional note - each of the light pairs have an "[isolator switch](#)" (a white rocker switch box on the wall) nearby - these need to be always on or the lights will not swork.